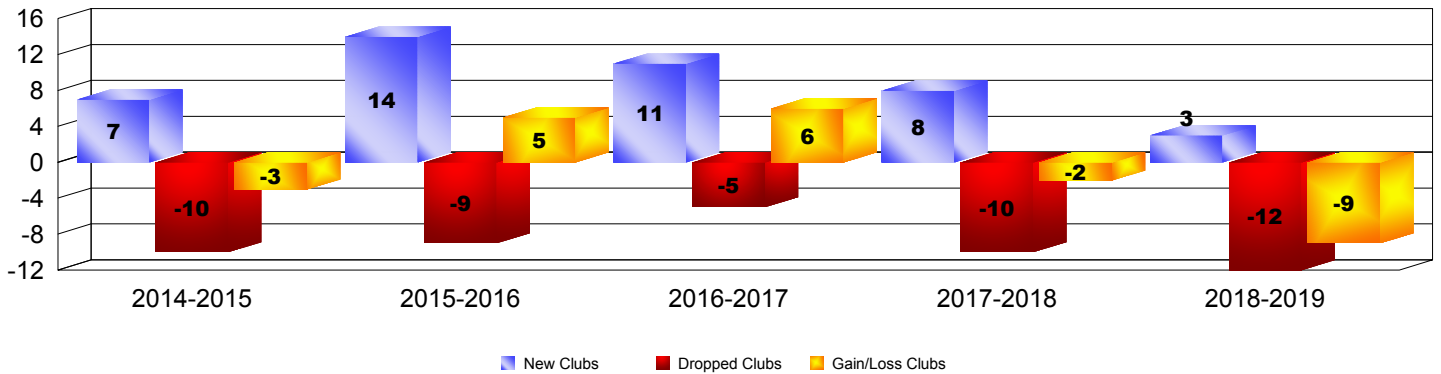
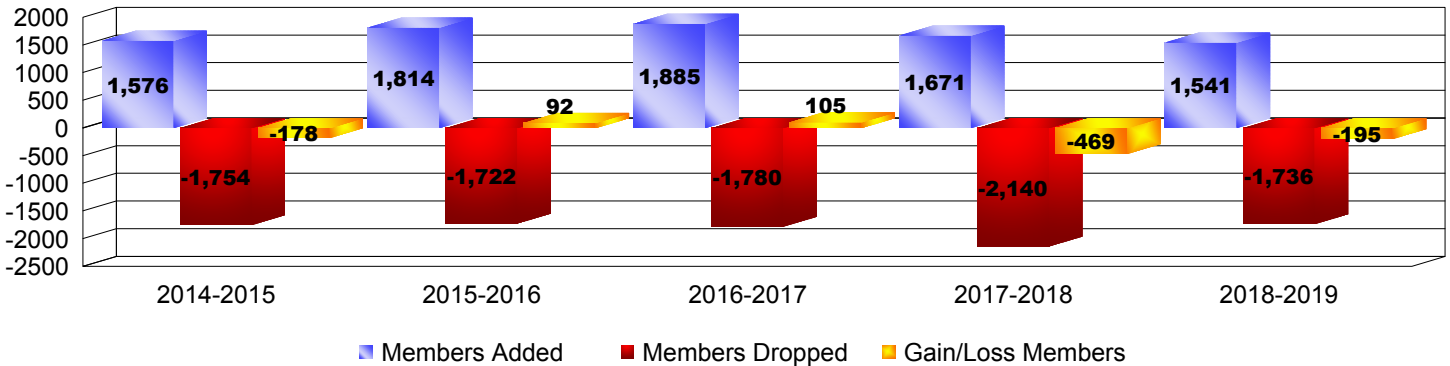


Year	New Clubs	Dropped Clubs	Gain/Loss Clubs	New Members	Charter Members	Reinstate Members	Transfer Members	Total Member Added	Total Members Dropped	Gain/Loss Members
2014-2015	7	-10	-3	1232	206	88	50	1576	-1754	-178
2015-2016	14	-9	5	1256	396	107	55	1814	-1722	92
2016-2017	11	-5	6	1390	360	81	54	1885	-1780	105
2017-2018	8	-10	-2	1321	223	72	55	1671	-2140	-469
2018-2019	3	-12	-9	1227	138	70	106	1541	-1736	-195
Average	9	-9	-1	1285	265	84	64	1697	-1826	-129

Clubs




Members



Membership Composition

June 2019 Cumulative



Gender Comparison

June 2019 Cumulative

